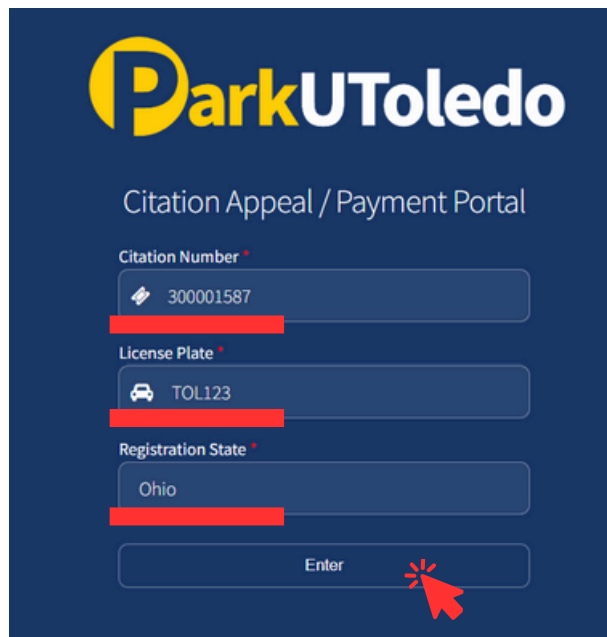


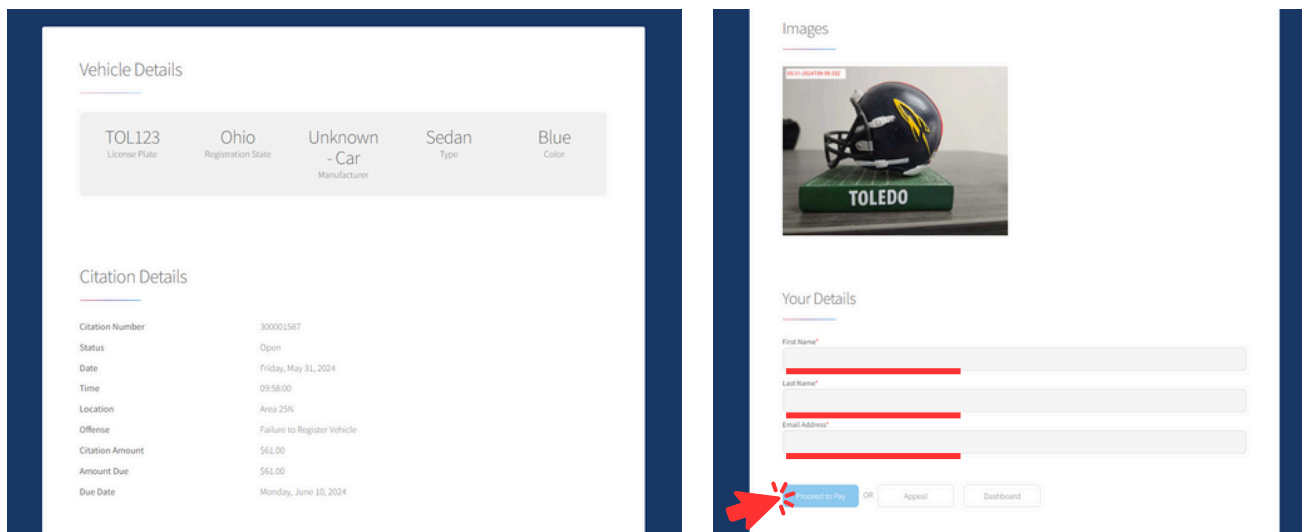
User Guide: How to Pay a Citation

To pay a citation, please visit ticketpay.parkutoledo.com directly or you may pay your citation in your [parking.portal](#).

1. Visit ticketpay.parkutoledo.com, enter your **Citation Number**, **License Plate** and **Registration State**. Once information is entered, select **Enter**.



2. To pay for your citation, scroll to the bottom of the page past your citation details and enter in your **First Name**, **Last Name**, and a valid **Email Address** then select **Procced to Pay**.



Vehicle Details	
TOL123 License Plate	Ohio Registration State
Unknown - Car Manufacturer	Sedan Type
	Blue Color

Citation Details	
Citation Number	300001587
Status	Open
Date	Friday, May 31, 2024
Time	09:58:00
Location	Area 25A
Offense	Failure to Register Vehicle
Citation Amount	\$61.00
Amount Due	\$61.00
Due Date	Monday, June 10, 2024


Your Details	
First Name*	<input type="text"/>
Last Name*	<input type="text"/>
Email Address*	<input type="text"/>


[Procced to Pay](#) [Appel](#) [Dashboard](#)

3. You will be redirected to the payment page. Please enter your payment information and select **Pay**. A receipt will be emailed to the email address you provided.

Order Summary

PO Number	300001587	Total	\$ 61.00
-----------	-----------	-------	----------

 Card Number *	Exp. Date *	Card Code
<input type="text"/>	<input type="text"/>	<input type="text"/>
Email		
<input type="text"/>		



If you have any additional questions,
please email: info@parkutoledo.com